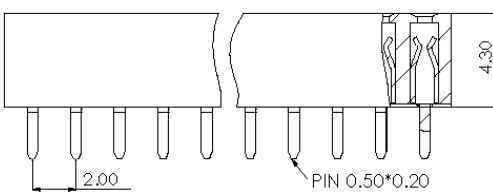
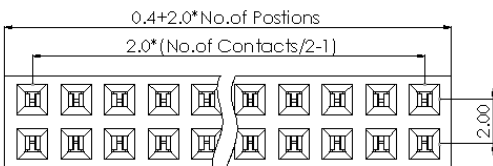
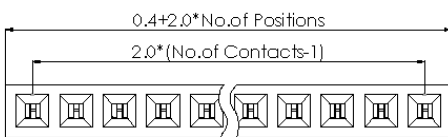
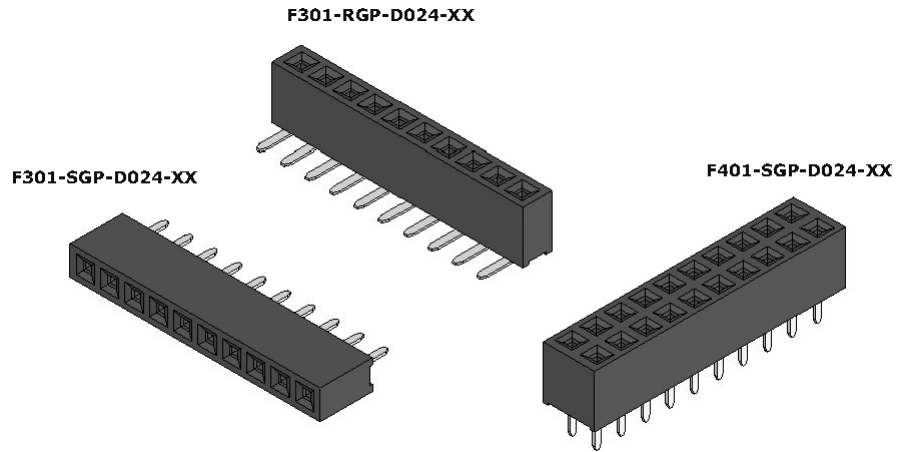


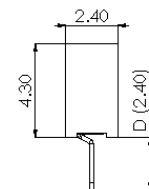
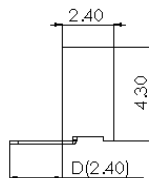
Female Header 2.0 mm 90° & 180° Series

SPECIFICATIONS

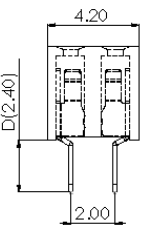
Current Rating: 2 A
 Insulator Resistance: 3000 MOhm min.
 Contact Resistance: 20 mOhm max.
 Dielectric Withstanding: AC 500 V
 Operating Temperature: -40°C ~ +105°C
 Soldering Temperature: 260°C for 3~5sec. max
 Contact Material: Phosphor Bronze
 Insulator Material: Polyester, UL 94V-0
 Standard: P.B.T.
 Finish: Tin, Gold or Duplex Plated
 Standard: Gold Flash all over
 Note: Duplex Plating: Gold Plated on contact area, Tin on solder area



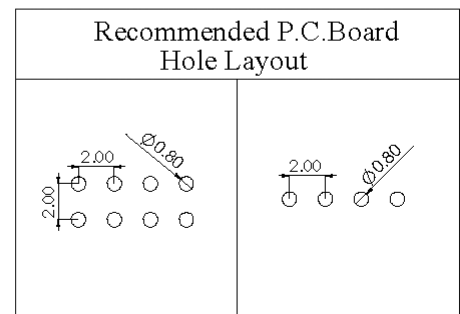
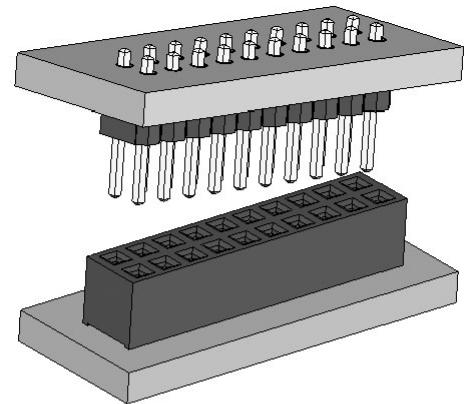
[F301]



[F301]



[F401]



How to order

Unit: mm

Series	Connector Type	Contact Plating	Material	Pin Length mm	Number of Contacts
FXXX	- X	X	X	- DXXX	- XX
F301:F/H 2.00 H:4.30 Single Row F401:F/H 2.00 H:4.30 Dual Row	S: Straight Type R: Right Angle	G: Gold Flash T: Tin Plated A: 10U"Gold B: 15U"Gold C: 20U"Gold ⊙ Duplex Plating D: Gold Flash/Tin (Standard: G)	P: PBT N: Nylon-6T (Standard: P)	S-D D024 R-D D024	F301: (02 TO 40Contacts) F401: (04 TO 80Contacts)